

**F**



**FISH**



**FLAG**



**FLOWER**

8

First Step ALPHABET


**G**



**GRAPES**



**GIRL**



**GIRAFFE**

9

First Step ALPHABET

**H**



**h**

**HORSE**








**HUT**



**HEN**

10  
First Step ALPHABET

Match the letter with the picture.

**C**

**E**

**A**





**D**

**F**

**B**

**H**

**G**

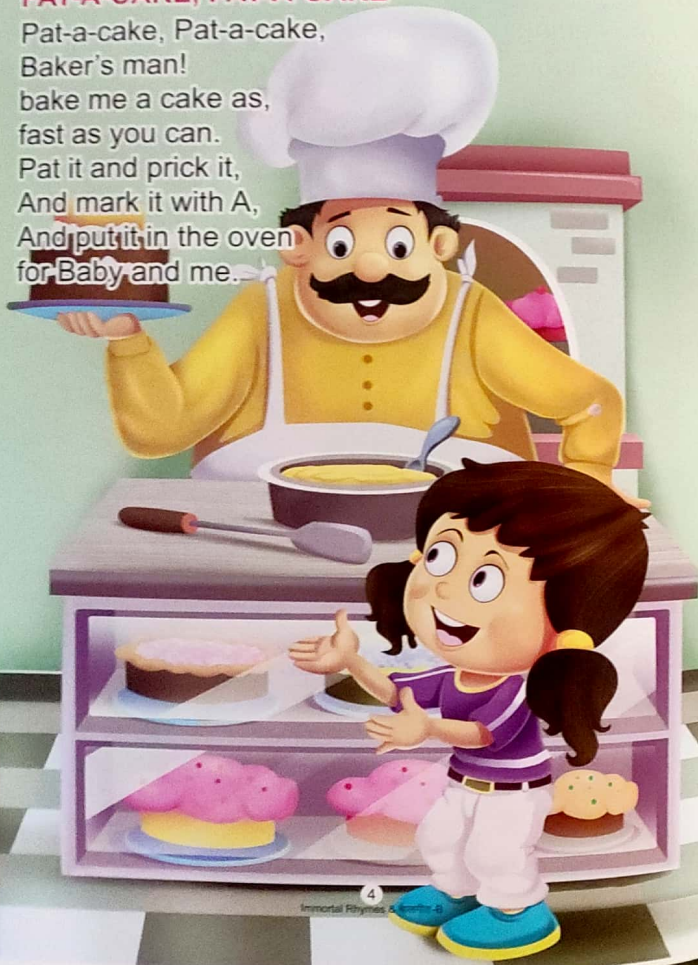





11  
First Step ALPHABET



### PAT-A-CAKE, PAT-A-CAKE

Pat-a-cake, Pat-a-cake,  
Baker's man!  
bake me a cake as  
fast as you can.  
Pat it and prick it,  
And mark it with A,  
And put it in the oven  
for Baby and me.



4  
Immortal Rhymes & Stories 4

### BAA, BAA, BLACK SHEEP

Baa, baa, black sheep,  
Have you any wool ?  
Yes, sir; Yes, sir,  
Three bags full;  
One for my master,  
One for My dame,  
And one for the little boy  
Who lives down the lane.



5  
Immortal Rhymes & Stories 5

2

## VOWEL AND CONSONANTS

There are 26 letters in English alphabet.  
Five of them are vowels. These are a, e, i, o, u.  
Rest are consonants.

### Vowels

There are 5 vowels.

a e i o u

### Consonants

There are 21 consonants

b c d f g  
h j k l m  
n p q r  
s t v w  
x y z



3

## SOUND OF VOWEL 'a'



r a t



c a t



f a t



c a r



j a r




t a p



m a n



v a n



f a n



b a g



c a n



p a n





Apple



Mango



Pomegranate



Peach



Cherry



Papaya



Litchi



Grapes



Strawberry




Watermelon



Muskmelon



Pear





Classwork

### Writing Strokes

Handwriting practice lines for vertical strokes. The page features ten horizontal rows. The first row contains four vertical lines. The second row contains four vertical lines. The third row contains four vertical lines. The fourth row contains four vertical lines. The fifth row contains four vertical lines. The sixth row contains four vertical lines. The seventh row contains four vertical lines. The eighth row contains four vertical lines. The ninth row contains four vertical lines. The tenth row contains four vertical lines.

Date : \_\_\_\_\_

2

Learn to Write (small letters)

Teacher's Signature \_\_\_\_\_

Classwork

### Writing Strokes

Handwriting practice lines for slanted strokes. The page features ten horizontal rows. The first row contains four slanted lines. The second row contains four slanted lines. The third row contains four slanted lines. The fourth row contains four slanted lines. The fifth row contains four slanted lines. The sixth row contains four slanted lines. The seventh row contains four slanted lines. The eighth row contains four slanted lines. The ninth row contains four slanted lines. The tenth row contains four slanted lines.

Date : \_\_\_\_\_

3

Learn to Write (small letters)

Teacher's Signature \_\_\_\_\_

Classwork

### Writing Strokes

Handwriting practice for zigzag lines on page 4. The page features four rows of handwriting lines (top and bottom red lines, middle blue line). The first row shows a solid zigzag line with a small arrow indicating the starting point and direction. The second row shows a dashed zigzag line for tracing. The third and fourth rows are empty handwriting lines for independent practice.

Date : \_\_\_\_\_

4

Teacher's Signature \_\_\_\_\_

Classwork

### Writing Strokes

Handwriting practice for circles on page 5. The page features four rows of handwriting lines. The first row shows a solid circle with a small arrow indicating the starting point and direction. The second row shows a dashed circle for tracing. The third and fourth rows are empty handwriting lines for independent practice.

Date : \_\_\_\_\_

5

Teacher's Signature \_\_\_\_\_